


















PEX F 2080 MASTER PRICE LIST (USD \$)
EFFECTIVE March 18, 2011





Sioux Chief F 2080 PEX fittings are manufactured to the ASTM F 2080 standard for PEX cold expansion fittings utilizing a metal compression ring. Sioux Chief F 2080 PEX fittings must be installed per the ASTM F 2080 standard in conjunction with SDR 9 PEX



General Description	Sioux Chief #	Rehau #	Product Description	Min	Case	Weight (lbs)	List Price
Sleeves 	649A243507	243507	3/8" F2080 Sleeve	150	900	0.05	\$2.67
	649A260077	260077	1/2" F2080 Sleeve	150	900	0.05	\$1.02
	649A260077C	-	1/2" F2080 Sleeve Chrome	20	100	0.05	\$1.88
	649A260577	260577	3/4" F2080 Sleeve	80	480	0.08	\$1.75
	649A260877	260877	1" F2080 Sleeve	40	240	0.16	\$3.25
	649A235507	235507	1 1/4" F2080 Sleeve	25	150	0.26	\$7.19
	649A235707	235707	1 1/2" F2080 Sleeve	20	120	0.29	\$14.93
	649A235907	235907	2" F2080 Sleeve	5	30	0.54	\$17.54
	Couplings 	645A243517	243517	3/8" x 3/8" F2080	70	420	0.08
645A260227		260227	1/2" x 1/2" F2080	60	360	0.12	\$3.27
645A260317		260317	3/4" x 3/4" F2080	35	210	0.18	\$5.45
645A260427		260427	1" x 1" F2080	20	120	0.30	\$9.12
645A235527		235527	1 1/4" x 1 1/4" F2080	5	30	0.50	\$31.05
645A235727		235727	1 1/2" x 1 1/2" F2080	5	30	0.76	\$49.06
645A235927		235927	2" x 2" F2080	3	18	1.32	\$66.55
CPVC Couplings 		645AC2	-	1/2" CPVC x 1/2" F2080 PEX	50	50	0.16
	645AC3	-	3/4" CPVC x 3/4" F2080 PEX	50	50	0.36	\$14.51
	645AC4	-	1" CPVC x 1" F2080 PEX	20	20	0.56	\$22.75
	Reducer Couplings 	645A260247	260247	3/4" x 1/2" F2080	45	270	0.15
645A260447		260447	1" x 3/4" F2080	25	150	0.25	\$8.28
645A235517		235517	1 1/4" x 1" F2080	10	60	0.43	\$36.97
645A235717		235717	1 1/2" x 1 1/4" F2080	5	30	0.90	\$38.98
645A235737		235737	1 1/2" x 1" F2080	5	30	0.61	\$37.64
645A235917		235917	2" x 1 1/2" F2080	3	18	1.11	\$56.48
645A235937		235937	2" x 1 1/4" F2080	3	18	1.20	\$50.38
645A235947		235947	2" x 1" F2080	3	18	0.97	\$49.06

General Description	Sioux Chief #	Rehau #	Product Description	Min	Case	Weight (lbs)	List Price
Plugs 	640A260087	260087	1/2" F2080Plug	100	600	0.07	\$2.20
	640A260397	260397	3/4" F2080Plug	60	360	0.12	\$2.95
	640A260497	260497	1" F2080Plug	30	180	0.20	\$7.26
	640A235267	235267	1 1/4" F2080Plug	20	120	0.22	\$21.85
Copper Adapters 	643A260017	260017	1/2" F2080 x 3/8" C Female (Sweat) or 1/2" C Male (Street)	65	390	0.09	\$2.77
	644A260047	260047	1/2" F2080 x 1/2" C Female (Sweat)	65	390	0.10	\$2.70
	644A260807	260807	3/4" F2080 x 1" C Female (Sweat)	35	210	0.25	\$6.45
	643A260827	260827	3/4" F2080 x 3/4" C Male (Street) or 1/2" C Female (Sweat)	35	210	0.18	\$5.17
	643A260837	260837	3/4" F2080 x 1" C Male (Street) or 3/4" C Female (Sweat)	25	150	0.26	\$6.65
	643A260417	260417	1" F2080 x 1" C Male (Street) or 3/4" C Female (Sweat)	25	150	0.30	\$8.09
	643A260947	260947	1" F2080 x 1 1/4" C Male (Street) or 1" C Female (Sweat)	20	120	0.36	\$9.72
	643A235567	235567	1 1/4" EV x 1 1/4" C Male (Street) or 1" C Female (Sweat)	5	30	0.49	\$28.90
	643A235577	235577	1 1/4" EV x 1 1/2" C Male (Street) or 1 1/4" C Female (Sweat)	5	30	0.55	\$41.00
	643A235767	235767	1 1/2" EV x 1 1/2" C Male (Street) or 1 1/4" C Female (Sweat)	5	30	0.71	\$43.69
	643A235777	235777	1 1/2" EV x 2" C Male(Street) or 1 1/2" C Female (Sweat)	5	30	1.12	\$49.06
	643A235967	235967	2" EV x 2" C Male (Street) or 1 1/2" C Female (Sweat)	5	30	1.42	\$57.14
643A235977	235977	2" EV x 2 1/2" C Male (Street) or 2" C Female (Sweat)	3	18	1.76	\$70.08	
Dual MPT/Copper APT 	646A243537	243537	3/8" F2080 x 1/2" MPT or 1/2" C Female (Sweat)	50	300	0.13	\$4.29
	646A260237	260237	1/2" F2080 x 1/2" MPT or 1/2" C Female (Sweat)	65	390	0.15	\$4.27
	646A260327	260327	3/4" F2080 x 3/4" MPT or 1/2" C Female (Sweat)	35	210	0.27	\$7.15
	646A260597	260597	3/4" F2080 x 1" MPT or 3/4" C Female (Sweat)	20	120	0.24	\$9.48
	646A260437	260437	1" F2080 x 1" MPT or 3/4" C Female (Sweat)	20	120	0.42	\$10.45
	646A235557	235557	1 1/4" F2080 x 1 1/4" MPT or 1" C Female (Sweat)	5	30	0.73	\$49.06
	646A235757	235757	1 1/2" F2080 x 1 1/2" MPT or 1 1/4" C Female (Sweat)	5	30	1.11	\$54.45
	646A235957	235957	2" F2080 x 2" MPT or 1 1/2" C Female (Sweat)	3	18	1.96	\$108.60

General Description	Sioux Chief #	Rehau #	Product Description	Min	Case	Weight (lbs)	List Price
FPT Adapters 	647A260287	260287	1/2" F2080 x 1/2" FPT	35	210	0.17	\$5.46
	647A260387	260387	3/4" F2080 x 3/4" FPT	25	150	0.29	\$7.72
	647A260487	260487	1" F2080 x 1" FPT	10	60	0.51	\$12.25
FPT Swivel Adapters 	633A260587	260587	3/4" F2080 x 3/4" NPS Female Swivel	30	180	0.25	\$14.07
Straight Tees 	641A260607	260607	1/2" x 1/2" x 1/2" F2080Tee	25	150	0.25	\$8.55
	641A260617	260617	3/4" x 3/4" x 3/4" F2080Tee	15	90	0.42	\$10.38
	641A260977	260977	1" x 1" x 1" F2080Tee	8	48	0.77	\$14.34
	641A235607	235607	1 1/4" x 1 1/4" x 1 1/4" F2080Tee	5	30	1.12	\$42.01
	641A235807	235807	1 1/2" x 1 1/2" x 1 1/2" F2080Tee	2	12	1.93	\$74.96
Run Reducing Tees 	641A236007	236007	2" x 2" x 2" F2080Tee	1	6	2.75	\$109.40
	641A260647	260647	3/4" x 1/2" x 3/4" F2080Tee	15	90	0.38	\$7.99
	641A260687	260687	1" x 3/4" x 1" F2080Tee	10	60	0.71	\$14.65
	641A235637	235637	1 1/4" x 1" x 1 1/4" F2080Tee	5	30	0.84	\$46.70
	641A235837	235837	1 1/2" x 1 1/4" x 1 1/2" F2080Tee	2	12	1.43	\$73.94
	641A235847	235847	1 1/2" x 1" x 1 1/2" F2080Tee	2	12	1.32	\$82.67
	641A236047	236047	2" x 1 1/2" x 2" F2080Tee	1	6	1.87	\$113.60
Branch Reducing Tees 	641A236057	236057	2" x 1 1/4" x 2" F2080Tee	1	6	1.76	\$112.91
	641A260627	260627	3/4" x 3/4" x 1/2" F2080Tee	20	120	0.35	\$9.84
	641A260707	260707	1" x 1" x 3/4" F2080Tee	10	60	0.65	\$14.85
	641A260727	260727	1" x 1" x 1/2" F2080Tee	10	60	0.56	\$17.05
	641A235617	235617	1 1/4" x 1 1/4" x 1" F2080Tee	5	30	1.00	\$57.67
	641A235627	235627	1 1/4" x 1 1/4" x 3/4" F2080Tee	5	30	0.86	\$80.18
	641A235817	235817	1 1/2" x 1 1/2" x 1 1/4" F2080Tee	2	12	1.43	\$83.01
	641A235827	235827	1 1/2" x 1 1/2" x 1" F2080Tee	1	6	1.53	\$83.01
	641A236017	236017	2" x 2" x 1 1/2" F2080Tee	1	6	1.87	\$114.26
	641A236027	236027	2" x 2" x 1 1/4" F2080Tee	1	6	1.76	\$113.60
	641A236037	236037	2" x 2" x 1" F2080Tee	1	6	2.38	\$112.91






General Description	Sioux Chief #	Rehau #	Product Description	Min	Case	Weight (lbs)	List Price
Run & Branch Reducing Tees 	641A260637	260637	3/4" x 1/2" x 1/2" F2080Tee	20	120	0.31	\$7.23
	641A260697	260697	1" x 3/4" x 3/4" F2080Tee	10	60	0.56	\$12.80
	641A235657	235657	1 1/4" x 1" x 1" F2080Tee	5	30	0.93	\$46.72
	641A235677	235677	1 1/4" x 3/4" x 1" F2080Tee	5	30	0.78	\$80.94
	641A235857	235857	1 1/2" x 1 1/4" x 1 1/4" F2080Tee	2	12	1.51	\$77.64
	641A235867	235867	1 1/2" x 1 1/4" x 1" F2080Tee	2	12	1.10	\$82.94
	641A235877	235877	1 1/2" x 1" x 1" F2080Tee	2	12	1.30	\$82.67
	641A235887	235887	1 1/2" x 3/4" x 1" F2080Tee	2	12	1.06	\$88.98
	641A236067	236067	2" x 1 1/2" x 1 1/2" F2080Tee	1	6	2.56	\$106.88
	641A236077	236077	2" x 1 1/2" x 1 1/4" F2080Tee	1	6	1.54	\$114.26
"Bullhead" Tees 	641A260857	260857	1/2" x 1/2" x 3/4" F2080Tee	20	120	0.32	\$11.90
	641A260897	260897	3/4" x 3/4" x 1" F2080Tee	10	60	0.53	\$17.74
Elbows 	642A260657	260657	1/2" F2080 x 1/2" F2080	40	240	0.17	\$4.45
	642A260677	260677	3/4" F2080 x 3/4" F2080	25	150	0.29	\$8.57
	642A260717	260717	1" F2080 x 1" F2080	10	60	0.56	\$20.79
	642A235597	235597	1 1/4" x 1 1/4" F2080	8	48	0.82	\$32.60
	642A235797	235797	1 1/2" x 1 1/2" F2080	2	12	1.47	\$55.79
	642A235997	235997	2" x 2" F2080	2	12	2.38	\$90.87
Elbow-F2080 Dual MPT/Copper	646A260737	260737	1/2" F2080 x 1/2" MPT or 1/2" C Female (Sweat) Drop Ear	25	150	0.26	\$10.42
	646A260747	260747	3/4" F2080 x 3/4" MPT or 1/2" C Female (Sweat)	15	90	0.38	\$10.62
Elbow-F2080 to FPT, Drop Ear 	647A260667	260667	1/2" F2080 x 1/2" FPT Drop Ear Elbow	20	120	0.29	\$7.52
	647A260777	260777	3/4" F2080 x 3/4" FPT Drop Ear Elbow	15	90	0.46	\$19.46
	647A260787	260787	1" F2080 x 1" FPT Drop Ear Elbow	8	48	0.88	\$34.64
F2080 Stub Out Elbow 	630A248E	-	Stub Out Ell, 1/2" F2080 X 1/2" Drop Ear, 3-1/2" X 8"	25	25	0.30	\$11.72
	630A348E	-	Stub Out Ell, 3/4" F2080 X 3/4" Drop Ear, 3-1/2" X 8"	25	25	0.69	\$21.82
	630A261186	261186	Stub Out Ell, 1/2" F2080 x 8" Long	25	100	0.33	\$10.04
	630A266687	266687	Stub Out Ell, 3/4" F2080 x 8" Long	5	40	0.68	\$19.44




General Description	Sioux Chief #	Rehau #	Product Description	Min	Case	Weight (lbs)	List Price
F2080 3X5 Elbow 	631A02	-	3 x 5 3/4" F2080 x 3/4" MSWVL	25	25	0.51	\$20.91
	631A02FP	-	3 x 5 3/4" F2080 x 3/4" FIP SWVL FP Valve	25	25	1.15	\$38.49
F2080 6X3 Elbow 	632A263X	-	6 x 3 1/2" F2080 x 1/2" MSWVL	50	50	0.35	\$14.00
	632A263Y	-	6 x 3 1/2" F2080 x 3/1/2" FSWVL	50	50	0.33	\$12.71
F2080 Stub Out	638A266577	266577	8" Straight Copper Stub, 1/2" EVERLOC	10	100	0.29	\$11.60
F2080 Tub/Shower Ell	632A261196	261196	Tub/Shower Diverter Ell, 1/2" EVERLOC	5	100	0.35	\$9.14
Elbow-F2080 to Copper 	632A260537	260537	1/2" F2080 x 1/2" C Male (Street) or 3/8" C Female (Sweat)	50	300	0.13	\$4.71
	632A260557	260557	1/2" F2080 x 3/4" C Female (Sweat)	35	210	0.19	\$7.70
	632A260757	260757	1/2" F2080 x 3/4" C Male (Street) or 1/2" C Female (Sweat)	25	150	0.23	\$7.40
	632A260767	260767	3/4" F2080 x 1" C Male (Street) or 3/4" C Female (Sweat)	20	120	0.36	\$12.32
	632A260817	260817	3/4" F2080 x 3/4" C Male (Street) or 1/2" C Female (Sweat)	25	150	0.28	\$9.28
Copper-F2080 Manifolds	672A266397	266397	1" F2080 CTL Manifold, 12-1/2" F2080 Out, 3" OC	1	6	1.18	\$124.34
	672A266357	-	1" F2080 CTL Manifold, 24-1/2" F2080 Out, 3" OC	1	5	2.31	\$248.24
	672A266367	266367	1 1/4" F2080 CTL Manifold, 24-1/2" F2080 Out, 3" OC	1	4	3.41	\$275.70
Slab-On-Grade (SOG) Manifolds 	672A234527	234527	F2080 SOG Manifold 3/4" F2080 In, 2-1/2" F2080 Out	1	40	0.33	\$39.13
	672A234537	234537	F2080 SOG Manifold 3/4" F2080 In, 3-1/2" F2080 Out	1	40	0.41	\$49.80
	672A234547	234547	F2080 SOG Manifold 3/4" F2080 In, 4-1/2" F2080 Out	1	30	0.48	\$59.62
	672A234557	234557	F2080 SOG Manifold 3/4" F2080 In, 5-1/2" F2080 Out	1	30	0.58	\$70.58
	672A234567	234567	F2080 SOG Manifold 3/4" F2080 In, 6-1/2" F2080 Out	1	20	0.66	\$77.79
	672A234587	234587	F2080 SOG Manifold 3/4" F2080 In, 8-1/2" F2080 Out	1	20	0.82	\$100.61
	672A234517	234517	F2080 SOG Manifold 3/4" F2080 In, 12-1/2" F2080 Out	1	10	1.14	\$157.28

General Description	Sioux Chief #	Rehau #	Product Description	Min	Case	Weight (lbs)	List Price
F2080 Inlet Manifolds	672A266327	266327	F2080 I Manifold, 3/4" F2080 In, 2-1/2" F2080 Out	1	40	0.32	\$37.54
	672A266337	266337	F2080 I Manifold, 3/4" F2080 In, 3-1/2" F2080 Out	1	30	0.40	\$42.39
	672A266347	266347	F2080 I Manifold, 3/4" F2080 In, 4-1/2" F2080 Out	1	20	0.48	\$48.77
Copper Open-End Manifolds 	672A234427	234427	F2080 COE Manifold 1" CM In, 2-1/2" F2080 Out	1	50	0.22	\$24.95
	672A234437	234437	F2080 COE Manifold 1" CM In, 3-1/2" F2080 Out	1	50	0.30	\$30.74
	672A234447	234447	F2080 COE Manifold 1" CM In, 4-1/2" F2080 Out	1	40	0.39	\$41.01
	672A234457	234457	F2080 COE Manifold 1" CM In, 5-1/2" F2080 Out	1	40	0.46	\$51.25
	672A234467	234467	F2080 COE Manifold 1" CM In, 6-1/2" F2080 Out	1	30	0.54	\$59.12
	672A234487	234487	F2080 COE Manifold 1" CM In, 8-1/2" F2080 Out	1	20	0.70	\$78.84
	672A234417	234417	F2080 COE Manifold 1" CM In, 12-1/2" F2080 Out	1	10	1.00	\$118.25
	672A234647	-	F2080 COE Manifold 1-1/2 CM In, 12-1 F2080 Out	1	1	9.89	\$534.02
	672A234667	-	F2080 COE Manifold 2 CM In, 1 F2080 Out	1	1	7.84	\$389.65
	672A234677	-	F2080 COE Manifold 2 CM In, 12-1 F2080 Out	1	1	11.62	\$617.67
	672A234607	234607	F2080 COE Manifold 1 1/4" CM In, 12-3/4" F2080 Out	1	10	1.36	\$256.14
	672A234637	234637	F2080 COE Manifold 1 1/2" CM In, 12-3/4" F2080 Out	1	3	1.48	\$271.00
F2080 Ball Valve Manifolds	672A234107	234107	F2080 Manifold 1", CM In, 12-1/2" F2080 Valve	2	-	3.18	\$482.98
CPVC Connection Manifolds 	672A04C0	-	F2080 Manifold, 1" CPVC In, 4-1/2" F2080 Out	10	10	1.02	\$46.73
	672A06C0	-	F2080 Manifold, 1" CPVC In, 6-1/2" F2080 Out	10	10	1.34	\$62.92
	672A08C0	-	F2080 Manifold, 1" CPVC In, 8-1/2" F2080 Out	10	10	1.68	\$78.50
	672A10C0	-	F2080 Manifold, 1" CPVC In, 10-1/2" F2080 Out	10	10	3.77	\$94.68
	672A12C0	-	F2080 Manifold, 1" CPVC In, 12-1/2" F2080 Out	10	10	2.44	\$109.35

General Description	Sioux Chief #	Rehau #	Product Description	Min	Case	Weight (lbs)	List Price
Plumbing Accessories	287-12	261816	Tank Riser 3/8" OD x 12" Long with 2 Nuts	100	100	0.05	\$1.00
	285-20	261826	Basin Riser 3/8" OD x 20" Long with Ferrule	100	100	0.07	\$1.25
	285-30	261836	Basin riser 3/8" OD x 30" Long with Ferrule	100	100	0.09	\$1.75
	280-A266537	266537	1/2" Stainless Steel Insert	10	-	0.01	\$1.49
	280-A266607	266607	3/4" Stainless Steel Insert	50	-	0.03	\$5.60
	280-A266617	266617	1" Stainless Steel Insert	50	-	0.04	\$6.37
	280-A266627	266627	1-1/4" Stainless Steel Insert	25	-	0.06	\$11.23
	280-A266637	266637	1-1/2" Stainless Steel Insert	25	-	0.09	\$12.00
	280-A266647	266647	2" Stainless Steel Insert	25	-	0.12	\$13.37
	696-2313AF	282011	1/2" F2080 Washing Machine Box w/ Arresters	10	10	1.72	\$69.45
	696-2303AF	-	1/2" F2080 Washing Machine Box	10	10	2.59	\$42.45
	696-1010AF	-	1/2" F2080 Ice Maker Box w/ Arresters	10	10	0.89	\$40.15
	696-1000AF	282021	1/2" F2080 Ice Maker Box	10	10	1.25	\$23.65
Installation Accessories	550-MP2	266597	1/2" Sidewinder Steel Bend Support with Mounting Plate	25	25	0.17	\$3.19
	525-P2	266207	3/8" and 1/2" Plastic Bend Support	50	50	0.08	\$1.14
	554-08	724448	Nylon Pipe Ties	100	2500	0.01	\$0.071
	555-23	260866	Twin Talon Drive Hooks	100	1000	0.01	\$0.125
	555-1	260846	Low Profile 3/8" Tube Talons	100	1000	0.01	\$0.13
	555-2	261766	Low Profile 1/2" Tube Talons	100	1000	0.01	\$0.075
	555-3	261776	Low Profile 3/4" Tube Talons	100	1000	0.01	\$0.113
	555-4	261806	Low Profile 1" Tube Talons	50	500	0.02	\$0.32
	551-2	261746	3/8" and 1/2" Sioux Strap Single Nail Clamp	100	1000	0.01	\$0.13
	551-3	261756	3/4" Sioux Strap Single Nail Clamp	50	500	0.01	\$0.17
	559-5	282401	1-1/4" Plastic Pipe Clamp	25	250	0.04	\$0.68
	559-6	282411	1-1/2" Plastic Pipe Clamp	25	250	0.05	\$1.07
	559-7	282421	2" Plastic Pipe Clamp	25	250	0.07	\$1.18
	557-5	282431	1-1/4" Isolating Suspension Clamp	25	250	0.03	\$0.96
	557-6	282441	1-1/2" Isolating Suspension Clamp	25	250	0.04	\$1.08
	557-7	282451	2" Isolating Suspension Clamp	25	250	0.05	\$1.40
	505-29	266557	1/2" Solder O-strap Copper Support	100	500	0.03	\$0.55



General Description	Sioux Chief #	Rehau #	Product Description	Min	Case	Weight (lbs)	List Price
Straight Ball Valve, F2080 to Copper 	648A261946	261946	1/2" F2080 x 1/2" C Female (Sweat) Valve	24	144	0.33	\$14.25
	648A261376	261376	3/4" F2080 x 3/4" C Female (Sweat) Valve	18	108	0.43	\$26.87
Straight Ball Valve, F2080 to F2080 	648A261906	261906	1/2" x 1/2" F2080 Valve	24	144	0.42	\$16.32
	648A261956	261956	3/4" x 3/4" F2080 Valve	12	72	0.51	\$24.48
Full Port Ball Valve, F2080 to F2080	648A4FP	-	1" x 1" F2080 Valve	10	10	1.77	\$53.57
Straight Ball Valve, F2080 to Compression	648A261976	261976	1/2" F2080 x 3/8" Compression Straight Valve, Plated	18	108	0.37	\$16.00
Angle Ball Valve, F2080 to Compression 	648A261996	261996	1/2" F2080 x 3/8" Compression Angle Valve, Plated	18	108	0.37	\$16.00
Dishwasher Valve, F2080 to Compression 	648A261476	261476	1/2" F2080 x 3/8" Compression (dual) Valve, Plated	12	72	0.41	\$31.99
Water Heater Connectors 	646A306FP		WHC 3/4 MIP x 3/4 F2080 FP Valve 6IN	10	10	1.41	\$33.94
	633A18	-	WHC 3/4 FIP SWVL x 3/4 F2080 18IN	25	25	0.95	\$28.68
	633A18FP	-	WHC 3/4 FIP SWVL x 3/4 F2080 FP Valve 18IN	25	25	1.51	\$42.88
	633A306FP	-	WHC 3/4 F SWVL x 3/4 F2080 FP Valve 6IN	10	10	1.23	\$34.25
	634A418	-	WHC Flex 3/4 FIP SWVL x 3/4 F2080 18IN	25	25	0.75	\$29.64
	634A418FP	-	WHC Flex 3/4 F SWVL x F2080 FP Valve 18IN	25	25	1.35	\$44.23
Rough In F2080 Kits	689A2201	-	Rough In F2080 Closet SALB 16IN	12	12	0.90	\$13.12
	689A2211	-	Rough In F2080 Closet SALB 24IN	12	12	1.05	\$13.49
	689A2291	-	Rough In F2080 Shower SALB 16IN	12	12	0.82	\$13.96
	689A3202	-	Rough In F2080 LAV SALB 16IN	12	12	1.29	\$23.93
	689A3212	-	Rough In F2080 LAV SALB 24IN	12	12	1.50	\$24.30
	689A5103	-	Rough In F2080 WHC SALB 16IN	12	12	2.00	\$42.92
	689A5113	-	Rough IN F2080 WHC SALB 24IN	12	12	2.17	\$43.26

General Description	Sioux Chief #	Rehau #	Product Description	Min	Case	Weight (lbs)	List Price
Tool Kits & Compression Tools 	305-A261216	261216	F2080 Standard Tool Kit	1	1	16.70	\$1,990.40
	305-A261256	261256	F2080 Deluxe Tool Kit	1	1	22.90	\$2,232.65
	305-A261246	261246	F2080 Basic Tool Kit	1	1	12.60	\$1,374.81
	305-A235407	235407	F2080 H2 Hydraulic Tool Kit	1	1	731.00	\$8,008.13
	305-A243737	243737	Multi-Size Compression Tool	1	1	2.40	\$572.92
	305-A243767	243767	4-IN-1 Compression Jaw (set)	1	1	0.80	\$123.79
	305-A243787	243787	1" Compression Jaw (set)	1	1	1.50	\$109.94
	305-A243797	243797	1 1/4" Compression Jaws (set)	1	1	1.60	\$112.08
	305-A137964	-	1 1/2" Compression Jaws (set)	1	1	5.25	\$1,237.00
	305-A235497	235497	2" Compression Jaw (set) - H2	1	1		\$1,317.79
	305-A243107	243107	Dual-Purpose Compact Tool (Compression/Expansion)	1	1	2.40	\$423.41
	305-A139592-0	139592	F2080 Pipe Expander Tool	1	1	3.20	\$300.94
	Expander Tools 	305-A261856-1	261856	3/8" F2080 Expander Head	1	1	0.32
305-A261866-2		261866	1/2" F2080 Expander Head	1	1	0.32	\$168.98
305-A261886-3		261886	3/4" F2080 Expander Head	1	1	0.35	\$171.93
305-A261896-4		261896	1" F2080 Expander Head	1	1	0.39	\$176.84
305-A235417-5		235417	1 1/4" F2080 Expander Head	1	1	0.45	\$191.58
305-A235427-6		235427	1-1/2" F2080 Expander Head- H2	1	1		\$290.11
305-A235437-7		235437	2" F2080 Expander Head- H2	1	1	2.15	\$317.34
Cutting Tools 	305-A137495	137495	Tube Cutter (for up to 1")	1	1	0.38	\$46.13
	305-A138062	138062	Ratchet Tube Cutter for 1 1/2"	1	1	0.90	\$96.33
	305-A139092	139092	Large Diameter Tube Ratchet Cutter for 2"	1	1	2.60	\$235.00
Additional Items from Sioux Chief	660-TA2B	-	1/2" PEX cold expansion tee F 2080 Mini-Rester	25	25		\$19.45