




Arrester Sizing Guidelines

RESIDENTIAL	Single Fixture & Private Plumbing Groups	Mini-Rester™
<p>Application: Not just for homes. Plumbing fixtures in homes, duplexes, apartments, condominiums, motels, hotels, and military housing.</p>	<p>Sizing/Placement Guideline: One size fits all. Point-of-use placement on both hot and cold lines. Place on dishwashers, washing machines, and tub/shower valves.</p>	<p>Arrester Group: 660 series Mini-Rester any "AA" connection size 15 different connections</p> 
<p>Application: Plumbing fixtures in office buildings, retail, school, hospitals, correctional facilities, and public buildings.</p>	<p>Sizing/Placement Guideline: The properly sized Hydra-Rester corresponds to the total number of fixture units on each hot and cold branch line. Place each arrester at end of the branch line.</p>	<p>Arrester Group: 650 series Hydra-Rester A, B, C, D, E, and F size.</p> 
<p>Application: Industrial equipment, food processing, commercial laundry, up-feed pump systems, irrigation and waste treatment systems.</p>	<p>Sizing/Placement Guideline: To size an arrester for industrial applications, fill out the form at www.siouxchief.com or call Sioux Chief Customer Service at 1-800-821-3944. We will then use our custom computer formula to calculate the correct arrester.</p>	<p>Arrester Group: 658 series Mega-Rester 100-400 cubic inch size. Larger Hydra-Rester D, E, and F sizes.</p> 



1-800-821-3944 • www.siouxchief.com



ARRESTER SIZING GUIDELINES - 11/04 v1 © 2004 SIOUX CHIEF MFG.

