

# STAINLESS STEEL LOCKING FRAME w/DOOR

## 697-F SERIES

### SPECIFICATION

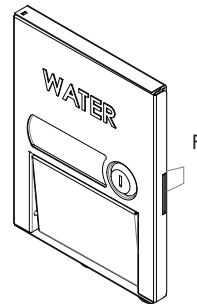
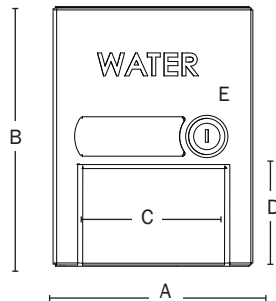
Sioux Chief's locking frame with access door shall be used with Sioux Chief access box product within the 696 and 697 series. Locking frames shall be used with plumbing valve access boxes requiring access to the supply stops. Locking frames shall be used to protect the installation from harm or tampering. Access frames shall be made from stainless steel material. Locking frames shall be 18 - 20 gauge. Locking frames shall be screwed to the box surround through the provided mounting tabs, rendering any standard or fire-rated Ox Box™ or Spec Box™ product "tamper-proof."

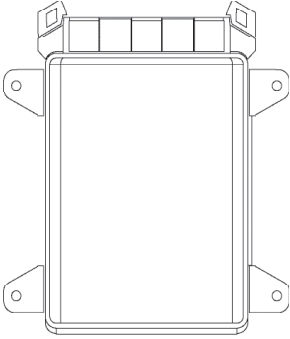
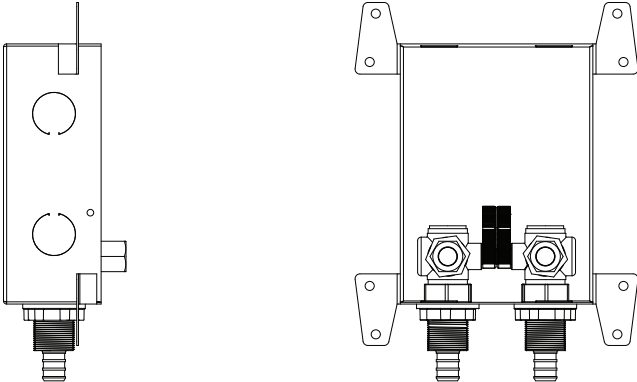
### MATERIALS

outlet frame w/ access door: 304 Stainless Steel

### DIMENSIONS

- A: frame width 4 3/4"  
B: locking frame height 7 3/8"  
C: access door width 3 1/2"  
D: access door height 6 1/8"  
E: key lock  
F: mounting ear tab



Items used with Specified item	697 series Spec Box™ Outlet Box
 <p>696 series Ox Box™ Outlet Box</p>	

Create Item Number
<b>697- 1 F A</b> e.g. 697-1FL= single, 304 ss material locking frame with access door for supply lines. Additional frame and box options available at <a href="http://www.siouxchief.com">www.siouxchief.com</a>

- A** Frame Type
- ☐ \_ single frame, stainless steel shroud (over ABS) plastic
  - ☐ L locking frame, stainless steel w/ supply line access door