

ACCESS PANEL WITH HIDDEN FRAME

» 970 SERIES

OverUnder™

SPECIFICATION

Sioux Chief 970 series OverUnder™ access panels shall be installed where necessary to provide access to fixtures installed behind finish walls. Frame shall be secured to studs or other support when installed during rough-in stage, or attached directly to outside of wall if installed after finish. Panel shall be adjustably attachable to frame, which allows use with various wall thicknesses up to ¾". Panels shall seamlessly cover frame after installation. Panels shall be beveled for appearance and textured to allow paint or wallpaper application.

MATERIALS


Frame: High-impact polystyrene

Panel: High-impact polystyrene

DIMENSIONS

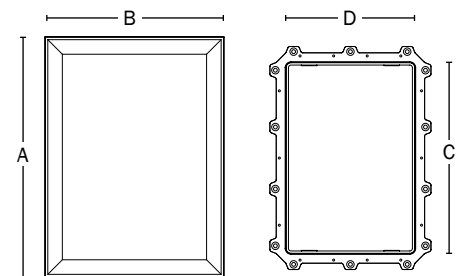
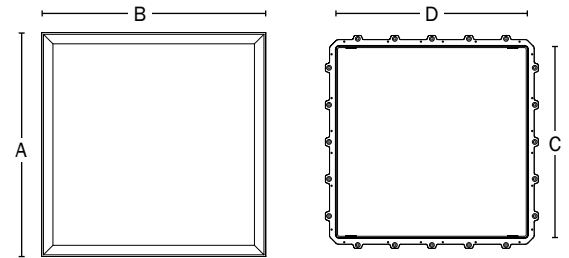
	14" x 14" Large Model	6" x 9" Small Model
A: Panel height	16⅝"	11⅝"
B: Panel width	16⅝"	8⅝"
C: Frame access height	14"	8⅞"
D: Frame access width	14"	5⅞"

ITEM # SUBMITTED	_____
JOB NAME	_____
LOCATION	_____
ENGINEER	_____
CONTRACTOR	_____
PO#	_____ TAG _____



970-269S

970-214S



Create Item Number

970-A

e.g. **970-214S:** 14" x 14" HIPS access panel and frame

ACCESS PANEL SIZE A

214S = 14" x 14" access panel

269S = 6" x 9" access panel