



Trench Drain Solutions



Supply Drainage Support Specialties

www.siouxchief.com

TAKE THE FIELD.



HydroTec™ Maxi System

Materials: Fiber-reinforced concrete channels with ductile iron edge protection

Load Class: C, D, E, F - depending on encasement

Nominal Width: 4", 6" (sloped), 8", 12", 16" (neutral)

Grate Options: Ductile iron grates, various patterns

Application Areas: Industrial areas, airports, heavy-traffic loading areas

Features: Patented grate-locking system - No Fasteners! Heavy-duty ductile iron edge rails are cast into the channel body. Integrated lugs prevent longitudinal shifting of the grate.



HydroBlock™ System

Materials: Ductile iron

Load Class: Up to Class F - depending on encasement

Nominal Width: 4", 6", 8", 12" (neutral)

Grate Options: Ductile iron (one-piece)
Slotted and ADA patterns

Application Areas: Industrial areas, airports, heavy-traffic loading areas

Features: Durable, one-piece design is easy to install, low-maintenance, and rattle-free. Can be re-used / re-installed. Water-tight, anti-torque joints. Small job site footprint.



HydroLine™ System

Materials: Ductile iron, powder-coated aluminum

Load Class: Up to Class F - depending on encasement

Nominal Width: 4.5" (ductile iron), 5" (aluminum)

Grate Options: One-piece, longitudinal slot design

Application Areas: Indoor/covered parking areas, pedestrian walkways, auto-service centers, warehouses

Features: Low-profile, one-piece design is easy to install, easy to clean, low-maintenance, and rattle-free



FastTrack™ System

Materials: HDPE channels with optional stainless steel edge guards or ductile iron frames



Load Class: A, B, C, D, F - depending on encasement

Nominal Width: 6" (sloped)

Grate Options: HDPE, Polypro, Stainless steel, Galvanized steel, ductile iron - various patterns

Application Areas: Commercial driveways/parking, hospitality, retail/mixed-use, pedestrian/cycle areas

Features: Lightweight channels, integral bottom outlet, solid joint connections, chemical-resistant



Large-Capacity System

12" width, neutral channels
Ductile iron frame & grates

Low-Profile System

6" width, low-profile neutral channels
Perfect for depth-restricted applications



Stainless Steel Systems

Materials: 16-gauge, 14-gauge - 304, 316 stainless steel channels

Load Class: A, B, C

Nominal Width: 4", 6", 8" - sloped or neutral

Grate Options: 304 Stainless steel - slotted, perforated, heavy-duty bar grates, ADA/heel-proof per job requirements

Application Areas: Commercial kitchens, food processing, breweries, healthcare, laboratories

Features: Superior corrosion resistance - great for high-sanitation areas. Minimal joints - welded seams and end-caps.

Stainless steel systems are designed and quoted per contractor/job specifications. Full customization available for channel length/width/profile, layouts and channel radius.



We're Here to Help!




Consider Sioux Chief your Total Trench Drain source.
We're here to help with your next trench drain project

Support Materials:

- Installation Guides
- Spec Sheets
- BIM/Revit Files
- Job Sketches / Design Layouts

Professional Services:

- System selection and optimization
- Hydraulic calculations



Contact: Todd Amerson
Todd.Amerson@SiouxChief.com



Scan to
Learn More