

ADJUSTABLE HORIZONTAL WIDE-CHASE CLOSET CARRIER - 500-LB. LOAD

» 837 SERIES

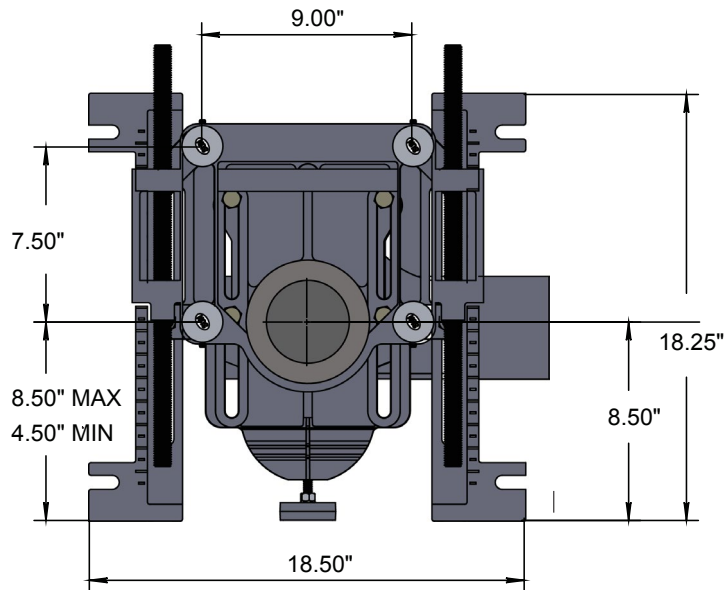
SPECIFICATION

Sioux Chief 837 Series adjustable, horizontal wide chase water closet carrier with 4" No-Hub connections, rated for 500 lb. maximum static load. Includes coated cast iron right-hand or left-hand main fitting with 2" vent, adjustable faceplate with o-ring, floor mounted supports, extended stud support frame, adjustable ABS threaded coupling with integral test cap, fixture bolts, trim, stud protectors, rear anchor, and neoprene fixture gasket. Designed in accordance with ASME A112.6.1M

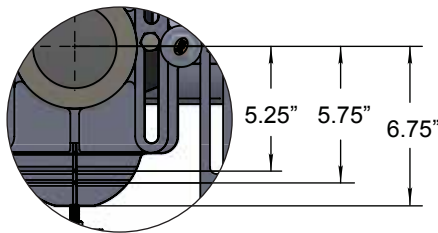
Used with wall-mounted closet fixtures having no contact with the finished floor. The closet carrier is concealed within the wall and supports the load of the fixture through a faceplate mounted to floor-anchored supports.

WEIGHT

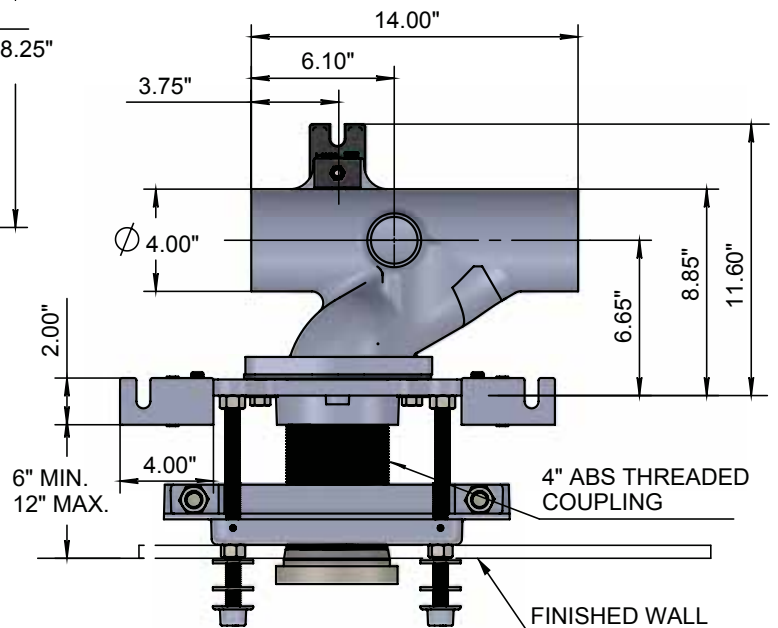

89 lbs. (approx)



BREAKAWAY TABS



ITEM # SUBMITTED	_____
JOB NAME	_____
LOCATION	_____
ENGINEER	_____
CONTRACTOR	_____
PO#	_____ TAG _____



Create Item Number

837-AB

e.g. **837-HSRWT**: Adjustable horizontal wide chase water closet carrier with right-inlet fitting and 12" coupling

INLET SIDE A

HSWL = Left Inlet (flow to the Right)

HSRW = Right Inlet (flow to the Left)

OPTIONS B

T = 12" ABS threaded coupling

F = 14" PVC threaded coupling
(6" threaded coupling is standard)

Accessories - Available Separately:

- 521-725: Copper-plated Carrier bracket with 1" CTS hole
- 521-728: Copper-plated Carrier bracket with 1" CTS notch
- 521-729: Copper-plated Carrier bracket with double 1" CTS holes
- 521-723BB: Copper-plated chase bracket
- 608-L4612: 1" M.SWT Copper stub out elbow (6" x 12")
- 624-L08: 1" M.SWT Copper stub out (8" long)
- 624-L12: 1" M.SWT Copper stub out (12" long)