

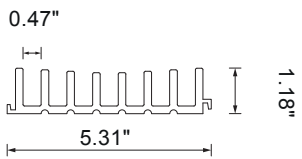

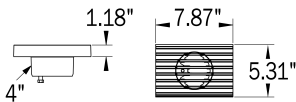





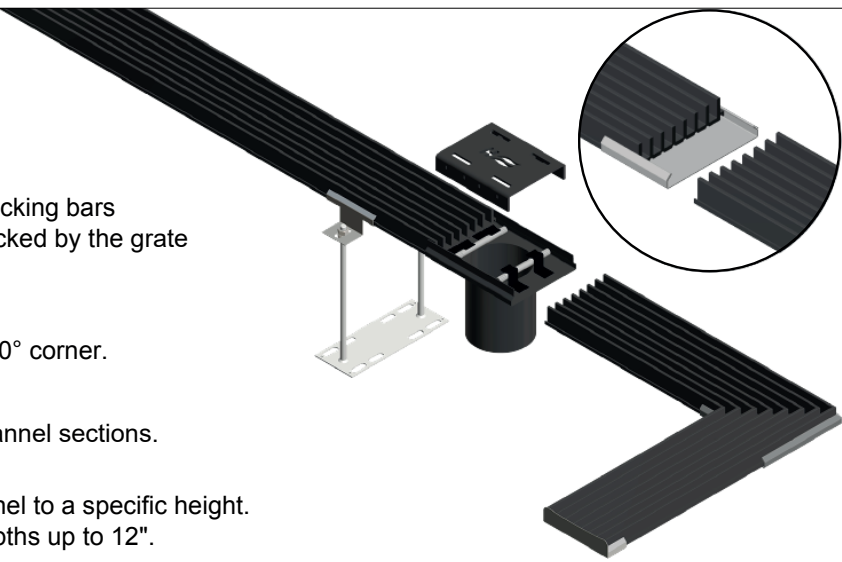


Aluminum / F900 / ADA

<p>Product Specifications</p> <p>Part No.: 865-HLP4N00F3M</p> <p>Load Class: F900 (198,000 lbs) according EN 1433 Certified by MPA-HB (independent laboratories)</p> <p>Material: Aluminum</p> <p>Coating: RAL 9005 -deep black-</p> <p>Length: 118.1" (3 m)</p> <p>Weight: 5.5 lbs (12.6 kg)</p> <p>Surface: Slot size (0.47") Slots according ADA Standards</p> <p>Use: HydroLine is perfect for drainage or evaporation of storm water. Low profile (1.18") design is well suited to parking garages, balconies, rooftops or other areas having a low installation depth. Approved for liquid effluent temperatures up to 200 degrees F.</p>	 <p>118.1" (3 m)</p>  <p>0.47"</p>  <p>1.18"</p> <p>5.31"</p>
--	--

<p>Outlet Section Part No: 865-HLP4AB</p>  	<p>Corner Element Part No: 865-HLP4C</p> 	<p>Connection piece Part No: 865-HLPCE</p> 	<p>Installation chair Part No: 865-HLPPED</p> 
		<p>Cleaning rake Part No: 865-RAKEP</p> 	<p>End piece Part No: 865-HLPEC</p> 

<p>System Specification</p> <p>Channel Section: 865-HLP4N00F3M The channel is made of special alloyed, high-grade aluminum certified to EN 1433 Load Class F900 and is qualified as TYPE I.</p> <p>Outlet Section: 865-HLP4B The outlet (4") is made of stainless steel. Two locking bars fix the cover to the outlet section. They are unlocked by the grate locking tool (Part No: 865-TOOLM).</p> <p>Corner Element: 865-HLP4C The corner piece ensures water flow around a 90° corner.</p> <p>Connection Piece: 865-HLPCE The connection piece is used to connect the channel sections.</p> <p>Installation Chair: 865-HLPPED The adjustable installation chair levels the channel to a specific height. Standard design is adjustable for installation depths up to 12".</p> <p>End Piece: 865-HLPEC The end piece closes the channel run at both ends.</p> 
--